

Civilian Rules & Guidelines

❧ RULES of DEPARTMENT ❧



1. No post-war items are to be visible at any time during the event. This includes modern bedding, coolers, speckleware cookware, non-period furniture, cameras, cell/smart phones, etc. – if you must bring them, keep them hidden within your tent at all times.
2. All food should be period correct, seasonally (and geographically) appropriate and wrapped in period packaging (brown paper, cheesecloth, waxed paper, linen bags) prior to arriving in the public areas.
3. No cigarettes, please. If a gentleman wishes to smoke, it should be in the form of a pipe. Ladies should be selective and use only a pipe if necessary.
4. There will be no military personnel within the civilian encampment unless in the context of a valid scenario. By the same token, civilians can only enter the military encampments with passes and military escorts, and in the context of valid scenarios.
5. From the time that the event goes live to the time that it closes on Sunday, correct period-appropriate attire for your station in life will be worn at all times.
6. No illegal substances are permitted, and please refrain from the excessive use of alcohol.

**** NOTE: First-person interpretation is encouraged throughout this event. ****

❧ BASIC GUIDELINES for ATTIRE ❧

IMPORTANT: While there are exceptions to every rule about period clothing, we are striving to teach the public about the kind of attire that was most common 1861-1865. Our guidelines were researched and written with that in mind. If you want to include an exception to these guidelines in your impression, please contact the civilian coordinator.

**** These guidelines were created by Laurel Scott and Lisa Dixon Denton with help from Yulanda Burgess. All example images were taken from copyright-free sources such as the National Archives or the Library of Congress. At the end of these pages are links to each example, as well as other suggested links. ****



WOMEN:

Correct **headwear** to include:



Woman with 31st PA, Fort Slocum
Library of Congress

-Slat/corded bonnets, period-style straw hats, knitted or quilted bonnets or kerchiefs/turbans for **working-class** or **enslaved impressions**



Contraband at Gen. Lafayette HQ
Library of Congress

-Day caps, straw hats or bonnets for middle-class to upper-class impressions



Mrs. N. P. Banks' bonnet
Library of Congress

- Avoid straw hats past young adulthood unless you are portraying a field laborer, and make sure they are of the right type (no big, floppy Scarlett O'Hara hats, please!)



Mrs. Astor's day cap
National Archives



YOUNG ladies with hats
Library of Congress

-No nylon snoods whatsoever!



Woman with slat bonnet
National Archives

Hair should generally be parted in the middle (no bangs) and pulled back towards the nape of the neck in rolls, braids or a bun. In the case of African-American women, particularly for enslaved impressions, the hair may be styled in twists, rolls, dreadlocks or braids, with or without a turban or straw hat.



Miss Combs' hair
Library of Congress



African-American lady's hair
Library of Congress

Proper **undergarments** should include:

- Chemise
- Drawers (optional)
- Corset (if possible, we'd like those portraying enslaved women to wear these, too, in order to obtain the correct period shape)
- Modest cage crinoline, starched/tucked working petticoat or corded petticoat as foundation
- At least one petticoat or more on top of foundation
- Cuffs and/or undersleeves are optional, depending on the type of dress (see below)



Dresses should be:

-Made of period-correct reproduction prints (no 1930s repros or 1970s floral bed sheets, for example) and natural materials such as cotton, wool or silk, according to your station and the style of the dress. (Generally speaking, more upscale style dresses such as those found in *Godey's* or *Peterson's* magazines with basque bodices or pagoda sleeves and fancy trim should **NOT** be made out of cotton, but rather silk or lightweight wool.)

-Constructed in the most common period styles, with either gathered bodices or fitted bodices and dog-leg closures or, in the case of dedicated work/wash dresses, center-front closures. The armholes are usually dropped-shoulder, and the necklines, armholes and waist seams are often piped. The sleeves should ideally be either the more common coat or bishop styles, or pagoda style if dressier. Pagoda sleeves should always be worn with undersleeves and coat sleeves should be worn with cuffs, but cuffs are optional with bishop sleeves.

Dresses should have **narrow collars**, either white fabric or crocheted, basted onto the dress and fastened with simple brooches or ties. No wide, chunky thread crocheted collars, please! In the absence of a collar, a **neckerchief** in a plain colored or period-patterned fabric (no modern bandannas) is preferred. Dresses without collars or neckerchiefs should be restricted to working-class or enslaved impressions.

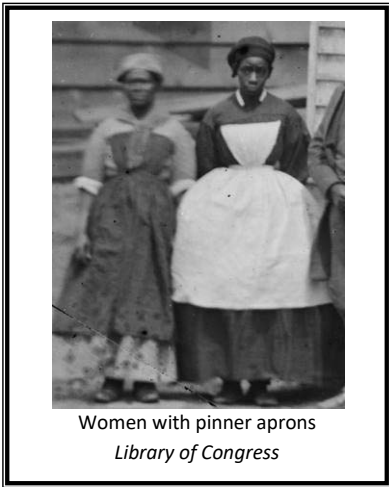
Hem length is commensurate with your impression; for obvious reasons, shorter hems are preferred among the working-class or enslaved populations.




☞ ☞ ☞ ☞ ☞ ☞ ☞ ☞ ☞ ☞ ☞ ☞ ☞ ☞ ☞ ☞



Aprons, whether plain or pinner style, are appropriate for most female impressions in this era; the fabric and length will differ according to the woman's station.





Mrs. N. P. Banks' paletot
Library of Congress


Outerwear may include period-correct shawls, sontags, paletots, sacque coats or mantelets, depending on your impression.



Lady with sacque coat
Library of Congress

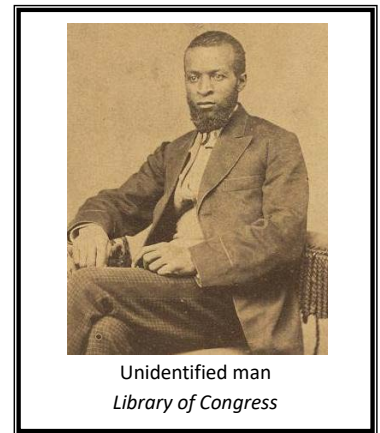
For **footwear**, sturdy period-style boots worn with plain stockings and knitted or elastic garters are preferred. No Chinese cotton Mary Jane shoes!

Please keep jewelry, mourning accessories and lace to a minimum. And please, no nail polish, obvious modern make-up, body piercings, multiple ear piercings or tattoos. Also, no modern eyeglass frames.



Ebenezer McKay
Library of Congress

MEN:




Unidentified man
Library of Congress

Men's **headwear** that is appropriate includes properly-bound, period-correct felt slouch hats; porkpie hats; wide-brimmed, low-crowned bowlers (not derbies); beehive hats; cloth mechanic's/wheel caps and period-correct straw hats such as a planter's hat (no Western or Aussie hats, please). If you are




Variety of headwear – US Sanitary Commission
Library of Congress

portraying a middle- to upper-class man or a dandy, a top hat of beaver, plush, silk or straw would not be out of place.



Men's **hair** should be parted on the side and somewhat long in most cases. Dressing it with period-style macassar oil or pomade is a nice touch, particularly for middle- or upper-class impressions. Remember that beards are common during this period, especially among older men.

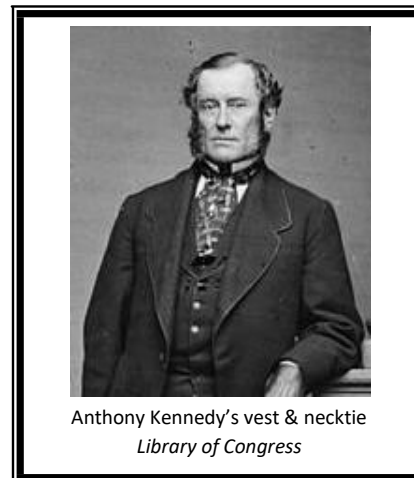



Other essentials for a man's attire are:

-Drawers (underpants – optional when a long shirt is used)

-Shirt: If middle- or upper-class, a white shirt with collar is an option, but no fancy pleated bibs or starched fronts, please. If working-class, opt for a placket or fireman's-style flannel, cotton or linen shirt with or without collar, in a solid color, check, plaid or stripe.

-Vest/Waistcoat: Middle-class or upper-class impressions should include a civilian-patterned wool, cotton or linen waistcoat, but with a straight hem (no points). These are of course optional in hot weather.



-Tie: This can be a silk cravat or other silk tie for middle-class and upper-class impressions or a period-patterned bandanna or neckerchief for working-class impressions.

-Trowsers (trousers) should be plain, button-up style in wool, cotton, linen or jean, without belt loops or back pockets, worn with cotton braces if necessary or with a non-military style belt strapped over the waist.

-For **footwear**, think cotton or wool socks and civilian-pattern shoes, brogans or lace-up/elastic-sided low boots.


-Outerwear can include a civilian sack coat in cassimere, satinette or wool, or a frock coat or paletot. A laborer should consider a work smock/overshirt or work apron, if appropriate for your impression.

 <p>J. W. Wallack – upscale impression <i>Library of Congress</i></p>	 <p>Urias McGill – upscale impression <i>Library of Congress</i></p>	 <p>Middle-class/basic impression <i>Library of Congress</i></p>	 <p>Middle-class/basic impression <i>Library of Congress</i></p>
 <p>Middle-class/basic impression <i>Library of Congress</i></p>	 <p>Middle-class/basic impressions <i>Library of Congress</i></p>	 <p>Working impression <i>Library of Congress</i></p>	 <p>Working impression <i>Library of Congress</i></p>

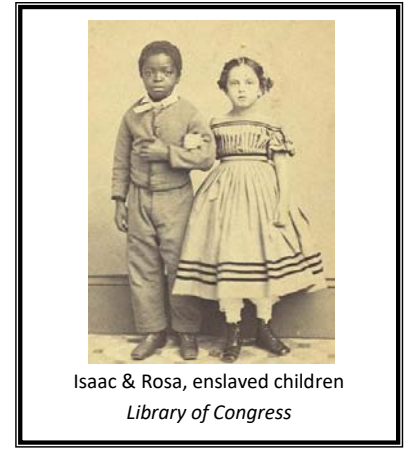
Please, no military items in a non-military impression! Also, please remember no visible tattoos or piercings, modern eyeglasses or wristwatches are permitted.

☹ ☹ ☹ ☹ ☹ ☹ ☹ ☹ ☹ ☹ ☹ ☹ ☹ ☹

CHILDREN




Unidentified girl & boy
Library of Congress



Isaac & Rosa, enslaved children
Library of Congress


Appropriate period clothing should be made from cotton, linen or wool and worn at all times.

☞ ☞ ☞ ☞ ☞ ☞ ☞ ☞ ☞ ☞ ☞ ☞ ☞ ☞



Woman with infant
Library of Congress

For **infants**, that means gowns and cloth diapers; a cloth cap to protect against the sun is also advisable.



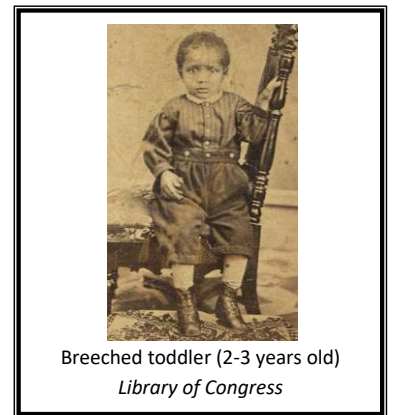
Woman with infant
Library of Congress

☞ ☞ ☞ ☞ ☞ ☞ ☞ ☞ ☞ ☞ ☞ ☞ ☞ ☞



Unbreeched toddler (2-3 years old)
Library of Congress

For **boys** under the age of 4 or 5 who are no longer infants, dresses or suits with pantaloons (not trousers) are correct. As they get older, they graduate to short trousers and then long ones, with underdrawers, shirts, civilian-style sack coats or short jackets, and neckcloths or ties. Overshirts and jumpers (sweaters) are options for cooler weather. Boys' hair should be parted on the side. They may



Breeched toddler (2-3 years old)
Library of Congress



Young boy (5-6 years old)
Library of Congress

wear wool "newsboy" and mechanic-style caps, or straw farm hats if appropriate. *And please, no boys in uniforms unless they are serving as field musicians for military units.*



Young boys (5-9 years old)
Library of Congress



Edward Kuhn (7-11 years old)
Library of Congress



Preteen boy (9-13 years old)
Library of Congress



Preteen boy (9-13 years old)
Library of Congress



Marrie Barrett, 9 months old
Library of Congress

Young **girls** past the infant stage should wear their hair parted down the center with no bangs; bobbed hair, ringlets or pigtails (also braids pinned up in a coronet) are options, with sun or slat bonnets, straw bonnets or straw hats as appropriate. Their first period dresses should fasten in the back (an exception would be in the case of African-American children, whose dresses sometimes buttoned in front). These dresses can have either jewel necks or boat/bateau necks and long or short sleeves with dropped armholes, but always full skirts. They should be worn with chemises or a combination of chemise and multiple



Dora Allison (2-3 years old)
Library of Congress



Fannie Casseopia Lawrence, 5 years
Library of Congress



Young girl with short hair
Library of Congress

petticoats, as well as drawers and either white or black stockings.



Rosa's bonnet
Library of Congress



Rebecca
Library of Congress



Preteen/teen girls
Library of Congress

Girls' dress hems, like the boys' trousers, start out shorter than those worn by adults, progressing from knee-length to mid-calf as the girls age. By age 17-21, most girls should be in corsets, cage crinolines (or corded petticoats) and front-closing, full-length and long-sleeved dresses with jewel necklines like their adult counterparts. They may also have started adopting more mature hairstyles. For outer layers on young girls, think pinafores, shawls, cloaks and coats much like those of adult women.

The simplest choice for children's **footwear** is traditional flat-soled, front-lacing ankle boots in black or brown leather. Although strapped leather shoes were sometimes worn, steer clear of Chinese fabric Mary Janes.

NOTE: Children at this event should only be playing with period-correct (not modern) toys. If you need guidance about sources for such toys, please feel free to contact the civilian coordinator.



LINKS TO PHOTOS:

Introductory photos to women's section of guidelines:

<http://www.loc.gov/pictures/collection/lilj/item/2010648882/> (unidentified African-American lady, on left side)

<http://www.loc.gov/pictures/collection/lilj/item/2010650573/> (Mary Bannister, on right side)

Headwear & Hair for Ladies:

<http://www.loc.gov/pictures/item/cwp2003004782/PP/> (woman with 31st PA at Fort Slocum, left side)

<http://www.loc.gov/pictures/item/brh2003004099/PP/> (Mrs. N. P. Banks' bonnet, left side)

<http://www.loc.gov/pictures/collection/lilj/item/2012649111/resource> (young ladies with hats, left side)

<http://www.loc.gov/pictures/item/brh2003004922/pp/> (Miss Combs' hair, left side)

<http://www.loc.gov/pictures/item/cwp2003005851/pp/> (contraband at Gen. Lafayette HQ, right side)

<https://www.flickr.com/photos/usnationalarchives/4177442704/in/set-72157624023705705> (Mrs. Astor's day cap, right side)

<http://www.archives.gov/research/military/civil-war/photos/images/civil-war-013.jpg> (woman with slat bonnet, right side)

<http://www.loc.gov/pictures/collection/gld/item/2010647820/> (African-American lady's hair, right side)

Undergarments:

<http://www.loc.gov/pictures/collection/lilj/item/2010648935/resource> (2 ladies with undersleeves)

<http://www.loc.gov/pictures/collection/lilj/item/2010648883/resource/> (woman with collar and cuffs)

Dresses:

<http://www.loc.gov/pictures/resource/cwpbh.02965/?co=brhc> (more upscale impression)

<http://www.loc.gov/pictures/resource/ppmsca.11018/?co=gld> (African-American woman – more upscale impression)

<http://www.loc.gov/pictures/resource/cwpb.01915/> (young lady – good middle class/basic impression)

<http://www.loc.gov/pictures/resource/ppmsca.11269/?co=gld> (African-American woman – good middle class/basic impression)

<http://loc.gov/pictures/resource/cwpb.01474/> (African-American woman – working impression)

<http://www.archives.gov/research/military/civil-war/photos/images/civil-war-013.jpg> (working impression)

Aprons:

<http://www.loc.gov/pictures/collection/lilj/item/2010648882/resource/> (African-American woman with apron)

<http://loc.gov/pictures/resource/cwpb.04358/> (African-American women with pinner aprons)

Outerwear:

<http://www.loc.gov/pictures/resource/cwpbh.02461/?co=brhc> (Mrs. N. P. Banks' paletot)

<http://www.loc.gov/pictures/collection/lilj/item/2011661477/resource/> (woman with sacque coat)

Footwear: no images, see links



Introductory photos to men's section of guidelines:

<http://www.loc.gov/pictures/item/2013645813/resource/> (Ebenezer McKay, left side)

<http://www.loc.gov/pictures/item/2010647811/resource/> (unidentified African-American man, right side)

Headwear & Hair for Men:

<http://www.loc.gov/pictures/resource/ppmsca.33751/?co=cwp> (group of men from US Sanitary commission)

<http://www.loc.gov/pictures/resource/cwpbh.01599/?co=brhc> (man's hair & beard, left side)

<http://www.loc.gov/pictures/collection/gld/item/2010647814/> (African-American man's hair & facial hair, right side)

Other Essentials for Men:

<http://www.loc.gov/pictures/resource/ppmsca.32467/> (Dr. Alexander Harris' vest)

<http://www.loc.gov/pictures/resource/cwpbh.02113/?co=brhc> (Alexander Kennedy's vest & necktie)

<http://www.loc.gov/pictures/resource/cwpbh.02989/?co=brhc> (J. W. Wallack – more upscale impression)

<http://www.loc.gov/pictures/resource/cph.3g06770/?co=dag> (Urias McGill – African-American – more upscale impression)

<http://www.loc.gov/pictures/resource/cwpb.03742/> (middle-class/basic impression)

<http://www.loc.gov/pictures/resource/ppmsca.11286/?co=gld> (older African-American man – middle class/basic impression)

<http://www.loc.gov/pictures/resource/ppmsca.11312/?co=gld> (middle-class/basic African-American impression)

<http://www.loc.gov/pictures/resource/cwpb.00267/?co=cwp> (2 middle-class/basic impressions)

<http://www.loc.gov/pictures/item/2010647824/resource/> (African-American working impression)

<http://www.loc.gov/pictures/resource/cwpb.04256/?co=cwp> (working impression)



Introductory photos to children's section of guidelines:

<http://www.loc.gov/pictures/collection/lilj/item/2010650742/resource/> (little girl & little boy, left side)

<http://www.loc.gov/pictures/resource/ppmsca.11092/?co=gld> (little boy & little girl, right side)

Infants:

<http://www.loc.gov/pictures/collection/gld/item/2010647820/> (African-American woman & infant)

<http://www.loc.gov/pictures/collection/lilj/item/2011661677/resource/> (woman with infant)

Boys:

<http://www.loc.gov/pictures/collection/lilj/item/2014646249/resource/> (toddler, top left side)

<http://www.loc.gov/pictures/item/2010647804/resource/> (African-American toddler, top right side)

<http://www.loc.gov/pictures/resource/ppmsca.34502/?co=civwar> (Zouave style outfit, middle left side)

<http://www.loc.gov/pictures/item/2010647913/resource/> (2 African American boys, middle right side)

<http://www.loc.gov/pictures/item/2010647779/resource/> (Edward Kuhn, bottom left)

<http://www.loc.gov/pictures/resource/ppmsca.11006/?co=gld> (African-American preteen, bottom middle)

<http://www.loc.gov/pictures/collection/lilj/item/2010650304/resource/> (preteen, bottom right)

Girls:

<http://www.loc.gov/pictures/collection/lilj/item/2014645461/resource/> (Marrie Barrett, 9 months old, top left side)

<http://www.loc.gov/pictures/collection/lilj/item/2012646133/resource/> (Dora Allison, top right side)

<http://www.loc.gov/pictures/resource/ppmsca.11264/?co=gld> (Fannie Casseopia Lawrence, 5 years old, middle left side)

<http://www.loc.gov/pictures/collection/lilj/item/2010648759/resource/> (young girl with short hair, middle right side)

<http://www.loc.gov/pictures/resource/ppmsca.11112/?co=gld> (Rosa's bonnet, bottom left side)

<http://www.loc.gov/pictures/resource/ppmsca.11102/?co=glc> (Rebecca, African-American, middle right side)

<http://www.loc.gov/pictures/collection/lilj/item/2010650233/resource/> (preteen/teen, bottom right side)



To see more examples of period-correct clothing, click on these links:

Women:

<http://www.pinterest.com/search/pins/?q=civil%20war%20headwear> (Civil War headwear)

<http://www.pinterest.com/search/pins/?q=1860s%20bonnets> (1860s bonnets)

<http://www.pinterest.com/search/pins/?q=1860s%20underwear> (1860s underwear)

<http://www.pinterest.com/search/pins/?q=1860s%20dress> (1860s dress)

<http://www.pinterest.com/search/pins/?q=1860s%20aprons> (1860s aprons)

<http://www.pinterest.com/search/pins/?q=1860s%20outerwear> (1860s outerwear)

<http://www.pinterest.com/search/pins/?q=1860s%20footwear> (1860s footwear)

<http://www.pinterest.com/search/pins/?q=1860s%20shoes> (1860s shoes)

Men:

<http://www.loc.gov/pictures/resource/cwpb.00287/> (group of civilians & soldiers in camp at Cumberland Landing, VA)

<http://www.loc.gov/pictures/resource/cwpb.04103/> (group of civilian men in camp)

<http://www.loc.gov/pictures/item/cwp2003005554/PP/resource/> (2 men sitting in camp)

<http://www.loc.gov/pictures/resource/cwpb.03642/?co=cwp> (group of telegraph operators)

<http://www.pinterest.com/search/pins/?q=1860s%20mens%20hats> (1860s men's hats)

<http://www.pinterest.com/search/pins/?q=1860s%20mens%20waistcoat> (1860s men's waistcoat)

Children:

<http://www.loc.gov/pictures/resource/cwpb.02928/?co=cwp> (General Ord's daughter)

<http://www.loc.gov/pictures/resource/cwpb.03365/?co=cwp> (General Rawlin's daughter)

<http://www.loc.gov/pictures/collection/lilj/item/2010648816/resource/> (little girl with flag)

<http://www.loc.gov/pictures/collection/lilj/item/2010650762/resource/> (girl with very short hair)

<http://www.loc.gov/pictures/collection/lilj/item/2012648983/resource/> (2 preteen/early teen girls)

<http://www.loc.gov/pictures/collection/lilj/item/2010650201/resource/> (2 girls with same dresses & short hair)

<http://www.loc.gov/pictures/collection/lilj/item/2011661674/resource/> (parents with 2 girls)

<http://www.loc.gov/pictures/collection/cwp/item/cwp2003005626/PP/> (lady with 2 boys, Frederick, MD)

<http://www.loc.gov/pictures/collection/lilj/item/2010647219/resource/> (young boy, Carl)

<http://www.loc.gov/pictures/collection/lilj/item/2012649874/resource/> (young boy with cockade & sword)

<http://www.loc.gov/pictures/collection/lilj/item/2012649897/resource/> (boy with soldier's kepi)

<http://www.loc.gov/pictures/collection/cwp/item/98507952> (31st PA family with daughter & son)


<http://www.loc.gov/pictures/collection/cwp/item/cwp2003000690/PP/> (children in front of St. John's Church, Richmond)

<http://www.pinterest.com/search/pins/?q=1860s%20children> (1860s children)

<http://www.pinterest.com/search/pins/?q=1860s%20infants> (1860s infants)

<http://www.pinterest.com/search/pins/?q=1860s%20girl> (1860s girl)

<http://www.pinterest.com/search/pins/?q=1860s%20boy> (1860s boy)



African-American civilian clothing (men, women & children):

<http://www.pinterest.com/bh0008/1840-1860-antebellum-america-african-americans/> (variety of photos) **GREAT COLLECTION**

http://www.loc.gov/rr/print/list/081_cwaf6.html (list of images which include African-Americans)

<http://www.nlm.nih.gov/exhibition/bindingwounds/images/nashvilleOB559.png> (hospital workers in Nashville)

<http://www.nlm.nih.gov/exhibition/bindingwounds/index.html> (contrabands with the 13th MA Infantry)

<http://www.loc.gov/pictures/resource/cph.3g04575/> (family of slaves at the Gaines' house)

<http://www.loc.gov/pictures/collection/cwp/item/98504449/> (five generations of slaves on Smith's Plantation, Beaufort, SC)

<http://www.loc.gov/pictures/collection/cwp/item/cwp2003000055/PP/> (group of contrabands at Foller's House, Cumberland Landing, VA)

<http://www.loc.gov/pictures/collection/cwp/item/cwp2003004852/PP/> (group of African-Americans at Aiken's Landing, VA)

<http://www.loc.gov/pictures/resource/ds.05120/> (contrabands at Gen. Lafayette's HQ)

<http://www.loc.gov/pictures/collection/cwp/item/2014645905> (African Church, Richmond, VA)

<http://www.loc.gov/pictures/collection/cwp/item/cwp2003000661/PP/> (African-Americans on canal barges, Richmond, VA)

<http://www.loc.gov/pictures/collection/cwp/item/cwp2003000690/PP/> (children in front of St. John's Church, Richmond, VA)

<http://www.loc.gov/pictures/resource/cwpb.01246/?co=cwp> (children on bridge over canal, Richmond, VA)

<http://www.loc.gov/pictures/collection/gld/item/2002719500/> (woman with boy)

<http://www.loc.gov/pictures/collection/cwp/item/2014645799/> (HQ of US Christian Commission, Richmond)

<http://www.loc.gov/pictures/resource/ppmsca.34829/?co=cwp> (Freedman's Village, Arlington, VA)

<http://www.loc.gov/pictures/collection/lilj/item/2010647216/resource/> (parents with 2 girls at photo studio)

<http://www.pinterest.com/pin/521150988102287243/> (CDV of a woman)

<http://www.pinterest.com/search/pins/?q=1860s%20cdv%20african%20american> (various CDVs)

<http://www.pinterest.com/search/pins/?q=1860s%20african%20american> (various photos)

<http://www.pinterest.com/kimberstockton/1850s-1860s-african-american/> (various photos)